

HILUX



HILUX

Because Hilux is engineered and tested to operate in the world's most extreme environments, you can rely on the legendary quality, durability and reliability that's baked into every new vehicle. With a super strong body frame, ground clearance and exceptional wheel articulation even the toughest terrain can be tackled with confidence.

Rigorous testing, and unique component design, honed over half a century, has resulted in a unique vehicle. Designed, engineered and built like no other pick-up.

Scan the QR code to learn more about the Hilux.



ALL IMAGES CONTAINED IN THIS DOCUMENT ARE FOR ILLUSTRATIVE PURPOSES ONLY.
LOCAL SPECIFICATION MAY VARY.

HILUX



PERFORMANCE AND EFFICIENCY

ENGINE DETAILS	2.8 MT	2.8 AT	2.8 AT MHEV
ENGINE (cc)	2755	2755	2755
ACCELERATION 0-100KM/H (s)	10.13	10.7	10.7
MAX POWER (hp)	204	204	204
MAX TORQUE (Nm @ rpm)	420 @ 1400-3400	500 @ 1600-2800	500 @ 1600-2800
MAX POWER (kW @ rpm)	150 @ 3400	150 @ 3400	150 @ 3400

ENVIRONMENTAL PERFORMANCE	2.8 MT	2.8 AT	2.8 AT MHEV
CO2 (g/km)	247	280	263 / 265 *
FUEL (l/100km combined)	9.4	10.7	10 / 10.1 *

DIMENSIONS	2.8 MT	2.8 AT	2.8 AT MHEV
HEIGHT (mm)	1865	1865	1865
LENGTH (mm)	5325	5325	5325
WIDTH (mm)	1855	1990	1855 / 1900 *
PAYLOAD (kg)	1015	1010	1010
TOWING CAPACITY (kg)	3500	3500	3500

* SR5/Invincible




ALWAYS ON THE GO, ALWAYS CONNECTED

The intelligent cockpit keeps everything in sync between your car and smartphone. Designed to make driving easier, the My Toyota App on your smartphone opens up a world of connectivity.

Depending on the model, check your vehicle's battery level, schedule charging and view trip data. Schedule remote A/C to cool and heat your vehicle before driving.

Scan the QR code to learn more about the My Toyota App.



TOYOTA

MANUFACTURER'S WARRANTY

For peace of mind Toyota manufacturer's warranty ensures that every trip runs smoothly with:

Manufacture Warranty

- 3yrs/100,000km - Manufacturer's Warranty
- 3yrs/unlimited mileage - Surface rust/Paintwork
- 6yrs/unlimited mileage - Corrosion Perforation

For further warranty details contact your local Toyota Dealer.



TOYOTA RELAX

Toyota Relax is a testament to the confidence we place in the quality of our vehicles. After your manufacturer's warranty finishes, you can still feel complete peace of mind, with a new 12 month or 15,000km Toyota Relax warranty if you service your vehicle with us. So you can rest assured that your car is in safe hands with expert technicians, who only use genuine parts. So your Toyota stays 100% Toyota.

If you choose Toyota to service your vehicle, we'll reward your loyalty. Whenever you choose to service with us, you are eligible for a new Toyota Relax warranty-up to 10 years vehicle age or 185,000km (whichever comes first) after the expiration of the manufacturer's warranty. See Toyota Web site (www.toyota.ie/relax) for more details.



SR5 DOUBLE CAB (MT / AT MHEV)



Performance (2.8 MT / 2.8 AT MH)

- 2.8 Diesel (204hp)
- Maximum speed (km/h) 175
- 0-100 km/h (secs) 9.4 / 10

Weights & Towing Capacity

- Kerb weight (kg) 2120-2320 / 2125-2325
- Gross vehicle weight (kg) 3210 / 3130
- Payload (kg) 1015 / 1010
- Towing capacity with brakes (kg) 3500

Exterior Dimensions

- Exterior length (mm) 5325
- Exterior width (mm) 1855
- Exterior height (mm) 1865

Interior & Instrumentation

- 4.2" Coloured TFT Information Display
- 4-spoke leather steering wheel
- Leather shift lever
- Sequential gear shift +

Safety

- Toyota Safety Sense 2
- Supplemental Restraint System (SRS) airbags
- Emergency Brake-light Signal (EBS)
- Lane Departure Alert (LDA)
- Road Sign Assist with Intelligent Speed Assist
- Intelligent Adaptive Cruise Control (iACC)
- Immobiliser
- Traction Control (TRC)
- Trailer Sway Control (TSC)
- Hill-start Assist Control (HAC)
- Differential with auto disconnect and lock
- Pre-Collision System (PCS) with Pedestrian and Cyclist Detection
- Tyre Pressure Warning System (TPWS)
- Reverse Camera
- eCall Emergency Call System
- Downhill Assist Control (DAC)
- Multi terrain response (MTS) +

Wheels

- 17" dark grey alloy wheels (6-spoke)
- Full spare steel wheel

Exterior & Visibility

- Follow me home headlights
- Shark fin antenna
- Automatic high beam
- Mud guards
- Black side step
- Wide overfenders
- Body coloured front bumper
- Painted radiator grille surround
- Privacy glass
- Front fog lamps (LED)
- Multi-reflector headlamps 4 bulbs (halogen type)
- Chrome rear bumper
- Chrome radiator grille surround
- Chrome door handles
- Headlamp cleaner

Seats

- Black fabric upholstery
- Leather upholstery +
- Manual Driver seat height adjust
- Driver seat power adjust +
- Heated front seats
- Rear armrest with 2 cup holders
- Rear passenger bench with 60/40 split and tip up

MyToyota

- Remote A/C +
- Remote lock and unlock

Convenience

- Dual-zone climate control
- Front and rear power windows
- Dusk sensor
- Smart entry and start
- Start & Stop System
- 2 Smart Keys + Sub2
- Front 12 v power outlet (2)
- Front 220v power outlet
- Power-adjustable, retractable, heated door mirrors with chrome covers
- Wiper de-icer
- Start & Stop System 48v Li-ion battery +

Audio & Navigation

- 8" Toyota Smart Connect multimedia system with Bluetooth & Cloud based navigation
- 6 speakers
- USB connector
- Wireless Apple CarPlay/Wired Android Auto **

	MT / AT MH
Nitrogen Oxides (NOx)	46.8 / 33.7 mg/km *
Fuel Consumption Combined (WLTP)	9.4 / 10 l/100km
CO ₂ Combined (WLTP)	247/ 263 g/km
Annual Road Tax	€333
Transmission	6-sp Manual / Auto (4WD)

* Pending final homologation

+ 2.8 Automatic MHEV only

** Apple CarPlay is a trademark of Apple Inc.

INVINCIBLE DOUBLE CAB (AT MHEV)



Performance

- 2.8 Diesel (204hp)
- Maximum speed (km/h) 175
- 0-100 km/h (secs) 10.7

Weights & Towing Capacity

- Kerb weight (kg) 2125-2325
- Gross vehicle weight (kg) 3130
- Payload (kg) 1010
- Towing capacity with brakes (kg) 3500

Exterior Dimensions

- Exterior length (mm) 5325
- Exterior width (mm) 1900
- Exterior height (mm) 1865

Interior & Instrumentation

- 4.2" Coloured TFT Information Display
- 4-spoke leather steering wheel
- Leather sequential shift lever

Safety

- Toyota Safety Sense 2
- Supplemental Restraint System (SRS) airbags
- Emergency Brake-light Signal (EBS)
- Lane Departure Alert (LDA)
- Road Sign Assist with Intelligent Speed Assist
- Intelligent Adaptive Cruise Control (iACC)
- Immobiliser
- Traction Control (TRC)
- Trailer Sway Control (TSC)
- Hill-start Assist Control (HAC)
- Differential with auto disconnect and lock
- Pre-Collision System (PCS) with Pedestrian and Cyclist Detection
- Tyre Pressure Warning System (TPWS)
- Reverse Camera
- Downhill Assist Control (DAC)
- Multi terrain response (MTS)
- eCall Emergency Call System

Exterior & Visibility

- Follow me home headlights
- Automatic high beam
- Shark fin antenna
- Mud guards
- Black side step
- Privacy glass front fog lights (LED)

Audio & Navigation

- Bluetooth® hands-free system
- USB connector
- 6 Speakers
- Wireless Apple CarPlay / wired Android Auto **

Seats

- Driver seat power adjust
- Heated front seats
- Rear armrest with 2 cup holders
- Rear passenger bench with 60/40 split and tip up

MyToyota

- Remote A/C
- Remote lock and unlock

Convenience

- Dual-zone climate control
- Front and rear power windows
- Dusk sensor
- Smart entry and start
- Remote lock, unlock and A/C
- 2 Smart Keys + Sub2
- Front 12 v power outlet (2)
- Front 220v power outlet
- Wiper de-icer
- Start & Stop System 48v Li-ion battery

Adds to SR5 AT MHEV

- 8" Toyota Smart Connect with embedded navigation system
- Electrochromatic rear-view mirror
- Front + rear parking sensors
- Bi-beam LED headlamps (no headlamp cleaners)
- Rear LED lights
- Automatic headlamp levelling
- 18" black alloy wheels (5-spoke)
- Full spare alloy wheel
- Invincible radiator grille surround
- Invincible wide overfenders
- Invincible front bumper
- Black door handles
- Painted rear bumper
- Power-adjustable, retractable, heated door mirrors with black cover
- Invincible leather upholstery

Nitrogen Oxides (NOx)	33.7 mg/km *
Fuel Consumption Combined (WLTP)	10.1 l/100km
CO ₂ Combined (WLTP)	265 g/km
Annual Road Tax	€333
Transmission	6-sp Auto (4WD)

* Pending final homologation

** Apple CarPlay is a trademark of Apple Inc.

GR SPORT II DOUBLE CAB (AT)



Performance

- 2.8 Diesel (204hp)
- Maximum speed (km/h) 175
- 0-100 km/h (secs) 10.7

Weights & Towing Capacity

- Kerb weight (kg) 2125-2325
- Gross vehicle weight (kg) 3130
- Payload (kg) 1010
- Towing capacity with brakes (kg) 3500

Exterior Dimensions

- Exterior length (mm) 5325
- Exterior width (mm) 1855
- Exterior height (mm) 1880

Interior & Instrumentation

- 4.2" Coloured TFT Information Display
- Leather sequential shift lever

Safety

- Toyota Safety Sense 2
- Supplemental Restraint System (SRS) airbags
- Emergency Brake-light Signal (EBS)
- Lane Departure Alert (LDA)
- Road Sign Assist with Intelligent Speed Assist
- Intelligent Adaptive Cruise Control (iACC)
- Immobiliser
- Traction Control (TRC)
- Trailer Sway Control (TSC)
- Hill-start Assist Control (HAC)
- Differential with auto disconnect and lock
- Pre-Collision System (PCS) with Pedestrian and Cyclist Detection
- Tyre Pressure Warning System (TPWS)
- Downhill Assist Control (DAC)
- Front + rear parking sensors
- eCall Emergency Call System

Wheels

- Full spare alloy wheel

MyToyota

- Remote A/C
- Remote lock and unlock

* Pending final homologation

Exterior & Visibility

- Follow me home headlights
- Shark fin antenna
- Mud guards
- Black side step
- Privacy glass
- Front fog lights (LED)
- Power-adjustable, retractable, heated door mirrors with black cover
- Bi-beam LED headlamps (no headlamp cleaners)
- Rear LED lights
- Automatic headlamp levelling
- Automatic high beam
- Black door handles

Audio & Navigation

- Bluetooth® hands-free system
- USB connector
- Wireless Apple CarPlay / Wired Android Auto **

Seats

- Driver seat power adjust
- Heated front seats
- Rear armrest with 2 cup holders
- Rear passenger bench with 60/40 split and tip up

Convenience

- Dual-zone climate control
- Front and rear power windows
- Dusk sensor
- Smart entry and start
- 2 Smart Keys + Sub2
- Front 12 v power outlet (2)
- Front 220v power outlet
- Wiper de-icer
- Electrochromatic rear-view mirror
- Start & Stop System

Adds to Invincible

- 8" Toyota Smart Connect multimedia with JBL Sound System and Cloud navigation
- 8 speakers & subwoofer
- 17" GR SPORTII black alloy wheels
- GR SPORT II radiator grille surround
- GR SPORT II extra wide overfenders
- GR SPORT II rear bumper
- GR SPORT leather & suede upholstery
- GR SPORT red seat belts
- 4-spoke GR SPORTII soft leather steering wheel w/ Paddle shifts
- GR SPORT II Monotube Suspension
- GR SPORT II Front & rear stabilizer
- GR SPORT II Front sports seats
- Panoramic view monitor
- GR SPORT II Aero bar
- Deck cover

Nitrogen Oxides (NOx)	33.7 mg/km *
Fuel Consumption Combined (WLTP)	10.7 l/100km
CO ₂ Combined (WLTP)	280 g/km
Annual Road Tax	€333
Transmission	6-sp Auto (4WD)

**Apple CarPlay is a trademark of Apple Inc.

HILUX



EXTERIOR COLOURS



Pure White (040)



Silver (1D6)



Ash Grey (1G3)



Attitude Black (218)



Crimson Spark Red (3T6)



Orange Spice (4R8)*



Oxide Bronze (6X1)*



Nebula Blue (8X2)



Ice Pearl White (089)**

*Not available on GR SPORT II

**Pearlescent

HILUX

INTERIOR TRIMS



A choice of two fabric and leather finishes are now available with a unified black instrument panel that delivers a fresh image.



Black fabric with vertical pattern (FE20) SR5



Black leather (LA20) * Only available on SR5 MHEV



Dual tone perforated leather (LE21) Invincible Grade



Black leather and synthetic suede (LG25) GR SPORT II

HILUX

KEY ACCESSORIES

POINT YOUR CAMERA
AT THE QR CODE TO
VIEW **TOYOTA**
ACCESSORIES FOR
THIS MODEL



HILUX PROTECTION PACK




UNDER RAIL BED LINER

Precision moulding for maximum load space, this polyethylene liner covers both the deck bed and side panels.



UNDER RAIL TAILGATE LINER

Protect the tailgate inner surface from loading damage and general wear and tear with this tough liner.



RUBBER FLOOR MATS

Great looking, long lasting rubber floor mats to protect your car's cabin interior. Safety rings hold the driver's mat firmly in place.

HILUX TOWBAR




TOWBAR

With its 3500kg capacity, a Toyota towing hitch gives you plenty of load carrying flexibility.

HILUX





BUILT FOR A **BETTER** WORLD

To the best of our knowledge, all information in this product guide is correct at the time of going to print. Details of specifications and equipment provided in this product guide are subject to local conditions and requirements and may, therefore, vary from models available in your area. Please enquire with your local dealer for details on your local specifications and equipment. Vehicle body colours may differ slightly from the printed photographs in this Product Guide. Toyota Ireland reserves the right to alter any details of specifications and equipment without prior notice. © 2023 by Toyota Ireland. No part of this publication may in any way be reproduced without the prior written approval of Toyota Ireland.

